


New to SFU Library? Spend 30 minutes on this tour to learn your way around.



# Self-Guided Tour of SFU's Bennett Library

Bennett Library is the heart of SFU's Burnaby campus.  
At seven floors, it towers over the rest of the campus buildings.

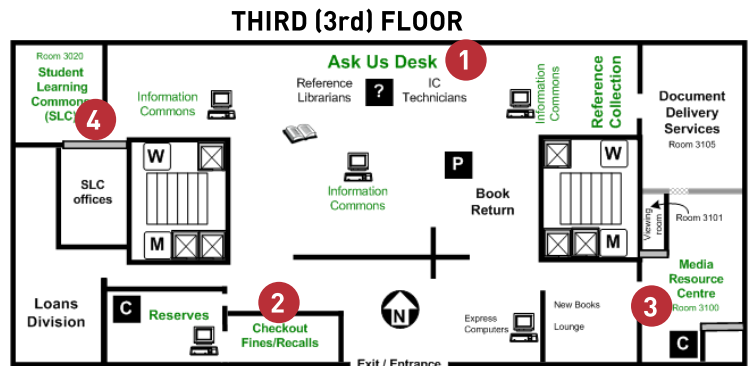
## floor

7
6
5
4
3
2
1

Start at the main entrance, which is on the third floor.

Walk to #1 on the map.

The **Ask Us Desk** is the first place you should come when you are starting your research. The librarians here can answer all sorts of questions about the best ways to find information on your topic.



You can use our **Information Commons** service to do all your work, from research to word processing and PowerPoint presentations.

To the far right of the Ask Us Desk is the **Reference Collection** area. There are thousands of encyclopedias, dictionaries, handbooks, etc. that will give you an overview of any kind of topic.

Now walk to #2 on the map. You are standing in front of the **Checkout Counter**, where you check out books & laptops. To the right is the **Reserves** room. Your professors may have put your course readings here. Also, a library item that you've put on hold which is ready for pick up can be found here.



Use one of the computers here to look up your course numbers and check if there are any readings on Reserve. For photocopies of articles, jot down the four digit number and find the item on the shelf closest to the window.

Walk over to #3 and you will find the **Media Resource Centre** – our collection of music, slides, DVDs, and more.

The **Student Learning Commons (SLC)** is located at #4 on the map. This is an academic learning centre providing friendly and knowledgeable assistance with a wide range of academic topics and skills. The goal of the SLC is to provide students with the strategies and tools needed for academic success. For more information, check it out at [learningcommons.sfu.ca](http://learningcommons.sfu.ca)

## floors

7
6
5
4
3
2
1

Now head up the stairs to the 4<sup>th</sup> floor.

Books are found on the 4<sup>th</sup>, 5<sup>th</sup>, and 6<sup>th</sup> floors. Take a tour around one of these floors.

To find a particular book, you need to search for the book in the Catalogue and find out its **Call Number**. This is the book's 'address' on the shelves. You can tell which floor the book is on based on the first two letters of the call number: **A to HT**= 4<sup>th</sup> floor, **HV to QA** = 5<sup>th</sup> floor, **QB to Z** = 6<sup>th</sup> floor.

For example, the call number for Jean Barman's history of B.C., *The West beyond the West*, is FC 3811 B38, so you'll find it on the 4<sup>th</sup> floor. Around that location will be other books on B.C. history, and the FC section as a whole is the history of Canada.

Use one of the computers to check the Catalogue and look up the title of a book you have read recently. If SFU Library has the book, and it isn't out right now, find it on the shelves.



Computers in **Instructional Lab 4009** on the 4th floor may be used when it is not booked for library instruction. Check the posted schedule by the doors.



Optional areas to look at on the 5th floor:

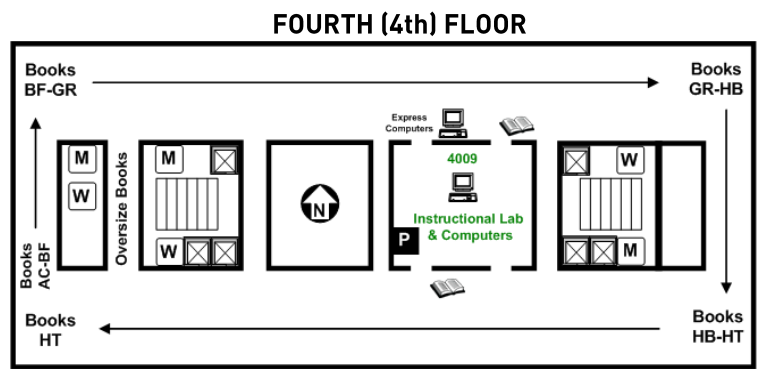
- **Silent Study Room** – if you really need absolute silence!

## floor

Now go up to the 6th floor.

7
6
5
4
3
2
1

The **Journals** collection can be confusing, but it's one of the most important areas of the Library. Go into the **Current Journals, Newspapers & Magazines** section (#1 on the map). This section is where the *current* journals, newspapers and magazines are kept, i.e. journals, newspapers, and magazines from this year. **Phone assistance** (to the left of the Current Journals, Newspapers & Magazines section) is available if you need help finding journals.



Now walk to #2 on the map. This is the **Bound Journals** area. This is where you look for journals or magazines which are *from last year or previous years*. If you are looking for a 1983 issue of the journal *Neuroendocrinology*, you can find it right here under the N's. Notice that all the issues from 1983 have been bound into a single volume.

The 6th floor also houses our **Microforms** collection. Depending on your assignment, you may need to do research among our microfilm sources.

Check out the **Laptop Carrels** (#3) along the south side—they have ports that you can connect your Laptop to if wireless access is not available.



Optional: Reasons you might want to go to the 7th floor are:

- **Maps, Data, and GIS:** the Maps collection and Research Data Library; also a quiet study area!
- **Special Collections:** old and rare books in the SFU Library collection ([www.lib.sfu.ca/special/](http://www.lib.sfu.ca/special/))

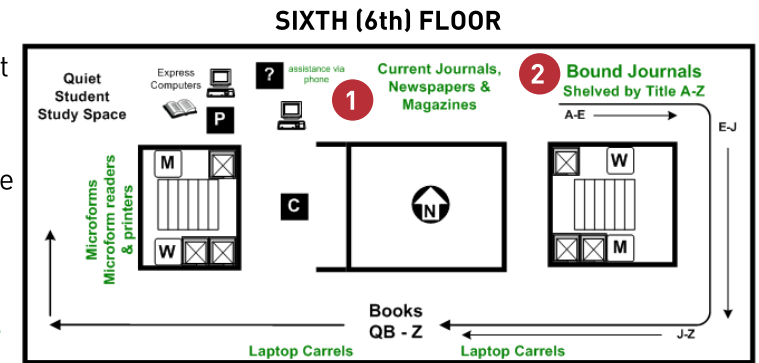
## floor

Now go down the stairs or elevator to the 2nd floor.

7
6
5
4
3
2
1

**Statistics Canada, Reference Indexes, Science Indexes, and the Curriculum Collection** (#1) are located here.

One of the most popular areas in the Library is the **Group Study Rooms** (#2). These rooms can be booked by students for study purposes. Use any library computer to book a room. The link is provided from the library home page. All study rooms have wireless network access – bring your own laptop.

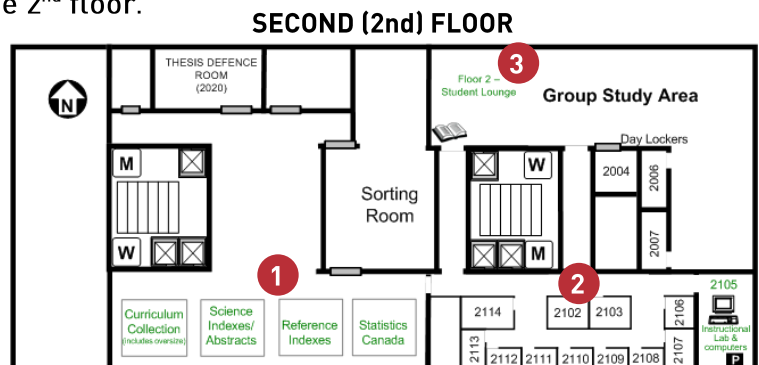


Computers in **Instructional Lab 2105** may be used when it is not booked for library instruction. Check the posted schedule by the door.

(#3) **Student Lounge (2nd floor)**— located in the northwest corner of the group study area—our most popular area in the Library for group study and relaxation! It has a laptop bar with wireless access and power outlets for laptops.



Optional: On the 1st floor is the **Lam Collection**, a set of older books and journals. You will find instructions on how to access materials in compact shelving.



We hope you've enjoyed this self-guided tour of Bennett Library. If you have any more questions, please feel free to come to the Ask Us Desk on the 3rd floor and ask.

If you would like to learn to search the Library Catalogue and databases, the Library offers free hands-on workshops in our computer labs in the first few weeks of each term. Please ask at the Ask Us Desk for a schedule of classes. There are also other tutorials available at: [www.lib.sfu.ca/researchhelp/tutorials/](http://www.lib.sfu.ca/researchhelp/tutorials/).

Any comments you have about this guide are welcome; contact Rebecca Dowson (778.782.4304 / [rda26@sfu.ca](mailto:rda26@sfu.ca)).